



SULTANA

SCONCES OUTDOOR

location:
WET

SPECIFICATIONS:

DESCRIPTION

Wall-mounted sconces featuring wireform shade.

LAMPING

Standard: 60W T8 Medium-based 120V incandescent, lamp not included. Dimmable with standard incandescent dimmer (not included).

Edison: 40W Edison Filament Medium-based, 120V, lamp included.

LED: 4W Replaceable 120V LED GU10, dimmable, 82+ CRI, 3000°K CCT, 240 lumens, 25,000 hours, lamp included.

LED Edison: 4W Replaceable S-Style LED Filament T9 lamp, 120V, dimmable, lamp included.

SHADE

Shade shall be made of woven metal rods in various finishes.

Cylinder (C): 7.9" L x 15.2" H x 10.5" D

Flare (F): 10.8" L x 17.8" H x 11.8" D

Globe (G): 10.3" L x 14.1" H x 11.67" D

CONSTRUCTION

Cast Aluminum bracket powdered-coated in Black, Bronze or Silver finish.

Shade secured by set screws.

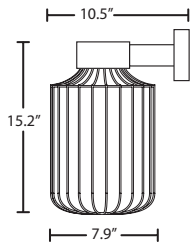
MOUNTING

Installs directly to a 4" octagonal outlet box. May be used in either upward or downward orientation in indoor applications, downward only for outdoor.

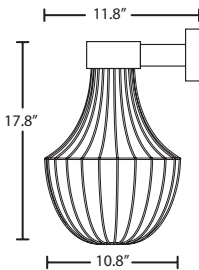
LABELS

UL or ETL Listed. Suitable for Wet Locations (interior or exterior use).

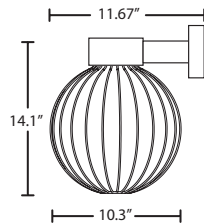
Sultana C:



Sultana F:



Sultana G:



ORDERING:

FIXTURE	SHAPE	WALL	LAMP OPTIONS	FINISH
SULTANA Sultana	C Cylinder	WALL Wall	(blank) 60W T8	BK Black
	F Flare	Mount	EDI 40W Edison	BR Bronze
	G Globe		EDIL 4W LED Filament	SL Silver
			LED 4W LED	

Ex. SULTANA-G-WALL-BK

Sultana Globe Sconce, Black Finish

Project Information:



TOP TO BOTTOM: SULTANA C, F, G

All dimensions provided are nominal. Allowance must be made for dimensional tolerance in handcrafted glasses.